

# Zoom Cheat-Sheet for parents & caregivers

## Before the Meeting:

- Before joining a Zoom meeting on a computer or mobile device, you can download the Zoom app at [www.zoom.com](http://www.zoom.com) or on the app store. Pre-downloading the Zoom app beforehand will save time.

## Joining a Meeting:

- There are multiple ways to join a Zoom meeting with your therapist/teacher. Your therapist/teacher will give you the best direction on this. However, here are some of the ways you could join in on the meeting:
- **First things first: SELECT YOUR DEVICE/MODE:**

### 1. Via the Zoom app on Windows/Mac

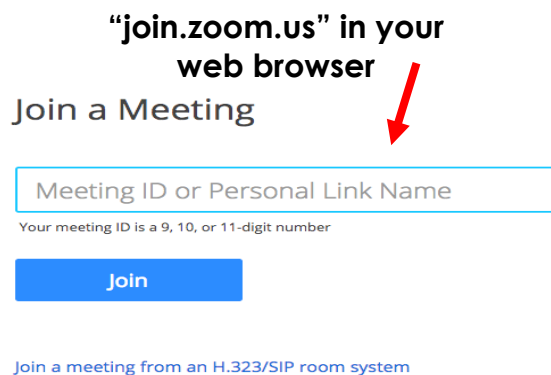
**Computer:** Click "Join a Meeting" in your app. Sign in to Zoom and then click **JOIN**.

Enter your **MEETING ID** (this is the number associated with an instant or scheduled meeting from your therapist/teacher. The meeting ID can be a 9, 10 or 11-digit number), and enter your display name (could use your child's name or initials). You do NOT need to be signed in to Zoom. Your meeting will work without having your own sign in. Select your computer audio and click **JOIN**.



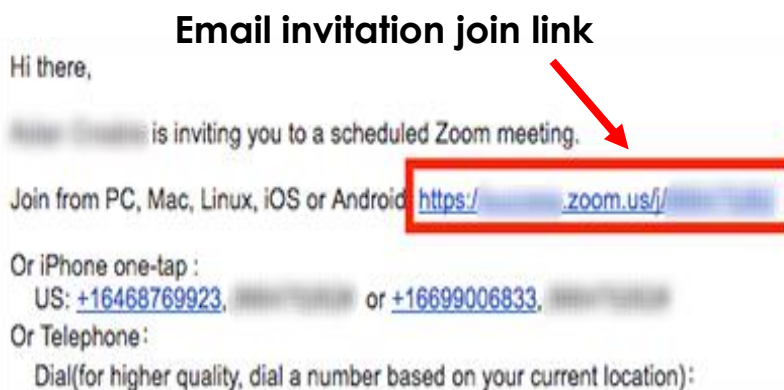
### 2. Via the Zoom website on

**Windows/Mac Computer:** In your web browser, type in "**join.zoom.us**". Enter in your **MEETING ID** provided by your therapist/teacher. Click **JOIN**. When asked if you want to open "Zoom.us" click **ALLOW** or **OPEN LINK**.



### 3. Via Email sent by your

**therapist/teacher:** Click the **JOIN LINK** in your email or calendar invitation. Depending on your default web browser, you may be prompted to open Zoom.



# Zoom Cheat-Sheet for parents & caregivers

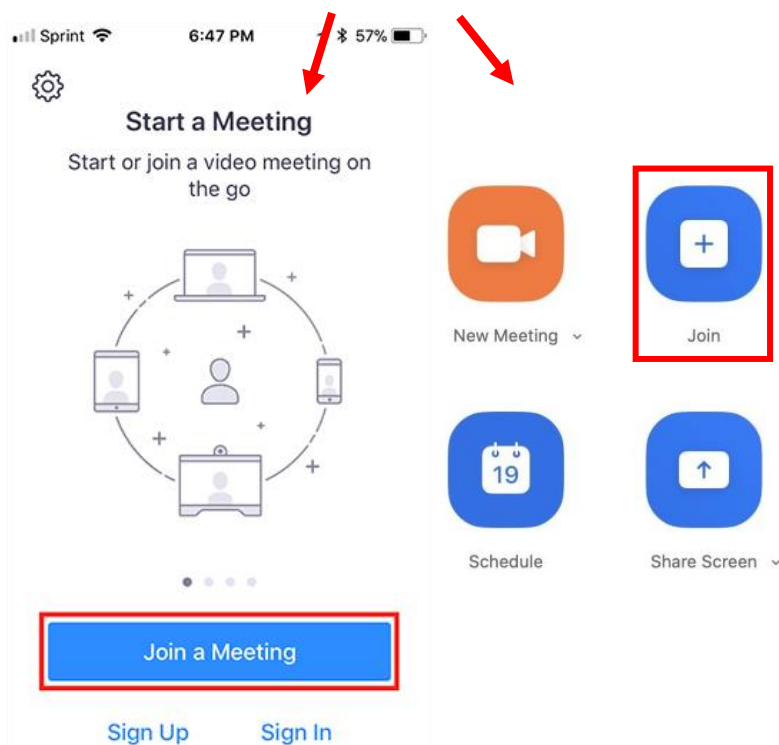
## Joining Continued:

### 4. Via the Zoom app on iOS (iPhone, iPad, etc.):

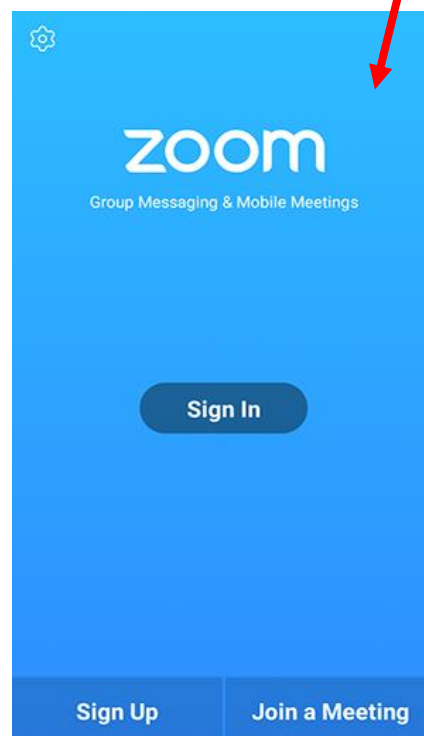
Be sure you have downloaded the Zoom app via the App Store. Tap **JOIN A MEETING** (no need to sign in). Enter your **MEETING ID**, and enter your display name (could use your child's name or initials). You do NOT need to be signed in to Zoom. Be sure your audio and video are on, and select **JOIN**.

5. Via the Zoom app on Android: Be sure you have downloaded the Zoom app via the Google Play Store. Tap **JOIN A MEETING** (no need to sign in). Enter your **MEETING ID**, and enter your display name (could use your child's name or initials). You do NOT need to be signed in to Zoom. Be sure your audio and video are on, and select **JOIN**.

## Zoom App on iOS



## Zoom App on Android



**Need more help? Type this address into your web browser for troubleshooting:** <https://bit.ly/ZoomTroubleshoot>